




the NYSATA news

Winner of the
2012 & 2013
NAEA
State Newsletter
Award!

A Special Publication of the New York State Art Teachers Association




Brandon Foy



Aurora Robson



iART INNOVATION IN ART EDUCATION



Olivia Gude



Michael Oatman

NYSATA 65th Annual Conference November 22-24, 2013 • Albany, NY

2013 Conference Information Brochure

Conference Information & Overview

iART

INNOVATION IN ART EDUCATION

Schedule Overview

Friday

Continental Breakfast (Vendor Area)	8:00 AM-10:00 AM
Commercial Exhibitors Exclusive	8:00 AM-10:00 AM
Commercial/College Exhibition	10:00 AM-1:00 PM
.....	2:00 PM-5:00 PM
Workshops	10:00 AM-1:00 PM
Lunch	11:00 AM-2:00 PM
Super Session I: Dr. Olivia Gude	1:00 PM-2:00 PM
Workshops	2:00 PM-5:00 PM
Regional Hospitality/Meetings	5:30 PM-6:30 PM
Awards Dinner	6:30 PM-8:30 PM
(Ray Henry Award, Special Citation Business, Student Scholarships)	
Friday After Dark Workshops (Pre-Registered)	8:30 PM-11:00 PM

Saturday

Continental Breakfast (Vendor Area)	8:00 AM-10:00 AM
Commercial Exhibitors Exclusive	8:00 AM-9:00 AM
Commercial/College Exhibition	9:00 AM-1:00 PM
Special Session I: Brandon Foy	9:00 AM-10:00 AM
Workshops	9:00 AM-1:00 PM
Lunch	11:00 AM-2:00 PM
Super Session II: Aurora Robson	1:00 PM-2:00 PM
Workshops	2:00 PM-5:00 PM
Artisans Market	3:00 PM-5:00 PM
Member & Student Art Exhibit Opening	6:00 PM
President's Dinner Party	6:30 PM-11:00 PM
Includes Art Educator of the Year, Outstanding Service Awards, Dessert, and TASK Party	
after award presentations	

Sunday

Special Session II: Michael Oatman	9:00 AM-10:00 AM
Region Awards Breakfast	10:00 AM-12:00 PM
(Regional Art Educators of the Year, Vendor Raffle)	

Off-Site:

Gallery Tour and Talk- An Armory Show	1:00PM
SAGE College's Opalka Gallery	



Hilton
ALBANY

**40 Lodge Street
Albany, New York**

**Plan NOW to attend the
65th Annual NYSATA
Conference in Albany!**

**November, 22-24
Deadline for
Early Bird Discount on
All Registration Rates
and
\$125 Room Rate is
November 1, 2013**



**For Conference Registration
Rates (see page 21)
To Register go to
www.nysata.org**

**To Make Room Reservations:
Go to www.hiltonalbany.com/reservations
or**

Call 1-800-445-8667

Use Group Discount Code:

GHJ

when making reservations.

REGISTER NOW!

Visit www.nysata.org to register. Payment options will include on-line transactions, and mail-in checks or POs.



Super Session Keynote

Aurora Robson

Aurora Robson is a multi-media artist known predominantly for her transformative work intercepting the waste stream. A Canadian, Robson was born in Toronto in 1972 and has lived and worked in New York for the past 2 decades. Robson grew up in Maui, Hawaii. Her work has been featured in *Art in America*, *Art & Antiques*, the cover of *Green Building + Design* magazine, and many others. She is a recipient of the Pollock Krasner Grant, a New York Foundation for the Arts Fellowship in sculpture, a TED/Lincoln Re-Imagine Prize, and numerous other grants and awards. A “subtle yet determined environmental activist,” Robson has exhibited internationally in museums, galleries and public spaces. She earned a B.A. in visual arts and art history at Columbia University, and was named the Elizabeth Kirkpatrick Doenges Scholar/Artist for 2012.

She is currently focusing on the development and implementation of a course she has designed called “Sculpture and Intercepting the Waste Stream” which she recently taught at Mary Baldwin College in Virginia. It is a course designed to foster environmental stewardship through art for students enrolled at academic institutions. Robson has also taught photography, welding, and sculpture in NYC. She gives lectures and talks around the country about art and her philosophy. Robson is the founding artist of Project Vortex, an international collective of artists, designers and architects who also work with plastic debris. When Robson isn’t working in her studio or teaching, she can be found contemplating and enjoying the universe with her husband and daughters in their home in New York.



"Be Like Water" Installation, Discarded plastic debris, 2010

Super Session Keynote *Olivia Gude*



A Professor at the University of Illinois at Chicago, Olivia Gude was awarded the National Art Education Association's 2009 Viktor Lowenfeld Award for significant contributions to the field of art education. Gude is a member of the Council for Policy Studies in Art Education and is a member of the Educational Advisory Board of the PBS documentary series Art 21. In 2012, Gude was chosen as a member of the Visual Arts writing team of the U.S. National Coalition for Core Arts Standards.

Professor Gude is the Founding Director of the Spiral Workshop, a curriculum research project that provides art classes for urban teens. Articles and Spiral Workshop curriculum are available on the Spiral Art Education website—<http://spiral.aa.uic.edu> — and through the National Art Education Association e-Portfolios <http://naea.digication.com/omg/>. Her current research focuses on identifying new paradigms for structuring visual art curriculum, including the articles, *Postmodern Principles: In Search of a 21st Century Art Education*, *Principles of Possibility: Considerations for a 21st Century Art and Culture Curriculum*, and *New School Art Styles: the Project of Art Education*.

Gude, a public artist who has created over 50 mural and mosaic projects, often working with intergenerational groups, teens, elders, and children, has received many grants, commissions, and awards, including two National Endowment for the Arts grants to create public artworks, an Arts Midwest Regional Fellowship in Painting, and a State of Illinois

Fellowship for Outstanding Achievement in the Visual Arts. She is a Senior Artist of the Chicago Public Art Group and the editor of CPAG's on-line Community Public Art Guide: Making Murals, Mosaics, Sculptures, and Spaces. www.cpag.net. Her writing on community-based public art includes "Innovators and Elders, Painting in the Streets," a chapter in *Cultural Activisms: Poetic Voices, Political Voices*, and the book *Urban Art Chicago: a Guide to Community Murals, Mosaics, and Sculptures* (written with Jeff Huebner).

Olivia Gude frequently presents lectures and workshops on transforming art education, introducing contemporary art to students and adults, community art practices, and on her work as a collaborative public artist. She has presented in many university and museum settings, including the University of Texas Austin, the University of British Columbia, the Ohio State University, Pennsylvania State University, the University of Toronto, the Rhode Island School of Design, the Museum of Modern Art, the Whitney Museum, the Walker Art Center, the Dallas Art Museum, University of Michigan's Museum of Art, the Art Institute of Chicago, and the Museum of Contemporary Art.

Gude works with art teachers to foster the collaborative creation of new curriculum models in urban and suburban school districts across the US and abroad. In 2012, Professor Gude presented a Supersession at the National Art Education Association conference in NYC—*Evocative & Provocative Pedagogy: Towards a Culture Changing Curriculum*.

Frequently Asked Questions

Why one registration fee?

This simplified registration gives attendees the most flexibility for conference attendance. For one fee, participants can attend an event in the evening, such as a Friday After Dark Workshop or dinner, and attend the whole conference the next day. Previously this was not possible. A participant had to pay for each day they attended. It also allows us to hold the line on registration costs.

Can I register for the conference if I am not a member of NYSATA?

Yes. NYSATA offers non-members the opportunity to join us for this exciting weekend of professional development but at a higher fee than for members.

How do I make my hotel reservations?

You must make your own reservations directly with the hotel. You can link to the hotel's reservation system right from the NYSATA website or you may call for reservations. Make your reservations early so you don't miss the special conference rate! The hotel does not accept purchase orders as payment! If your district is paying for your room, at checkout **you will have to provide the hotel with a copy of your school district's tax exempt number** and a district check, district credit card, or cash.

Will NYSATA assign me a roommate?

No, NYSATA does not randomly assign roommates.

If I have to register online, can I still have my district office send in payment?

When you register online you will have the option of mailing in the payment. You can have your district mail in a purchase order or school check but **you MUST attach a copy of the online receipt**. To avoid any possible problems make 2 copies of the receipt generated

at the completion of your registration. Give one copy to your district office to attach to your payment (PO or school check) and keep one to bring with you. Make certain they are aware of the deadline for sending the payment to NYSATA.

You will not be considered registered if we do not have your payment. Please ask them to include your name as a notation on the check or purchase order. NYSATA can accept Purchase Orders for conference registration, meals, and workshops (not hotel rooms). When you register online **PLEASE BE CERTAIN TO PRINT A COPY OF THE TRANSACTION RECEIPT** to attach to your PO or check. You will not receive any other confirmation of your registration other than the online transaction receipt.

What happens if I miss the hotel room reservation deadline?

The discounted hotel room registration deadline is not flexible. If you do not register before the deadline, rooms may not be available, and if they are they will not be at the conference rate.

What is the NYSATA refund policy?

NYSATA has granted refunds to people who have mitigating circumstances, however refunds are not processed until the conference account is reconciled. This may take up to 6-8 weeks.

Do I have to pay to attend workshops?

Most of the conference activities are included in your registration. There is an extensive array of workshops and speakers that require no additional payment or registration (in some cases a moderate materials fee may be collected on-site by the presenter). A few specialized workshops, including the "Friday After Dark" selections and extended hands-on workshops require

pre-registration and payment.

Can I register for the paid workshops without registering for the conference?

No. If you wish to attend any of the paid workshops such as the Friday After Dark workshops you may do so when you register for the general conference. You must register for the conference to attend any conference function, including open and paid workshops.

Can I renew my membership with my conference registration?

Yes, you can renew online as part of your registration process. If you are not a member or your membership has expired you will not receive the member rates when you try to register.



**Have You Moved
or
Changed
Your E-mail Address?**

**Make Sure you Login
to your
NYSATA Profile
and
Update Your Contact
Information.**



Special Session Keynote *Brandon Foy*

Brandon Foy was born in Ft. Lauderdale, Florida. From the age of 3, Brandon was not shy when it came to performing on stage and speaking out. His love for music, entertainment, and art began to blossom, inspired by the talents of artists like Michael Jackson, Sammy Davis Jr, Prince, Daft Punk, David Bowie, The Presets, and Nobou Uematsu. By age 4, Brandon had begun to show interest in piano, guitar, drums, vocals, and art, which led to producing music, creating EPs for friends, DJ-ing, and growing as an artist by the time he reached high school.

During his last year in high school he won the Scholastic Gold Key Award Art for his art work, and was encouraged to enroll at Full Sail University in Florida. He studied Computer Animation and Game Art, and graduated Valedictorian. All through college he continued to write songs, produce music and albums, worked with song/sound production and visual effects in film-making, and DJ-ed.

Brandon currently is a user experience (UX) designer for Microsoft's Windows. He captured the attention of the technology giant when he created a YouTube commercial for Windows Phone 7 that went viral. While he says it was "just for fun," execs at Microsoft heard all the rage about the video and invited Foy to make a video for the MIX11 conference and challenged him to get at least 200,000 views so the spot could air nationally. Shortly thereafter, the tech enthusiast was offered a job. Now as a UX Motion Designer, Brandon enjoys putting his artistic talent to good use. When he is off work you can find him engaging in his own music and art.



Still from PHNK Music Video "Fly"



Still from Windows Phone Ad

Conference Information

Highlights & New this year

President's Dinner Party: Back by popular demand! NYSATA will once again host the *President's Dinner Party* on Saturday evening. Instead of a formal cocktail party and banquet we will offer you a more casual experience that includes art (enjoy the Member and Student Exhibits), music, a cash bar, hor d'oeuvres and grazing stations. We will honor our State Educator of the Year and Special Citation Awardees. Following the awards presentation there will be another TASK party and dessert. See page 24 for more information on the TASK Party.

Off-Site Extended Studio Workshops at The College of Saint Rose: On Saturday NYSATA will offer several extended hands-on workshops in the studio space at the College of Saint Rose. Complementary shuttle bus transportation will be provided.

Preconference: Advocacy and Innovation in Action.

2013 Keynote speaker and Professor of Art Education, University of Illinois Olivia Gude will present an in-depth workshop on Principles of Meaningful Art Making. Dr. Debbie Greh of St. John's University and Scott Walroth, and Steve Honicki, art educators from Nyskiuna High School will present in-depth workshops on the integration of technology in the art curriculum. The day will culminate with an Advocacy Dialogue panel discussion. More information about this can be found on page 10.

Workshops: Conference workshop offerings are plentiful and include hands-on workshops, product demonstrations, lecture workshops, and round-table discussions on a variety of current interest topics. Approximately 90 workshops will be available at no additional cost to participants. Extended Studio workshops and the popular Friday After Dark Workshop will also be available. Participants may register for paid workshops along with regular conference registration online, or on site if spaces are still available.

Exhibitors Showcase: This is your chance to talk to representatives face-to-face. Find out about new ideas, new products, and new ways to use tried and true materials. They have everything from the latest technology, curriculum resources, and visual aids, to traditional drawing, painting and sculpting media. Over 30 exhibitors are expected.

Conference Student Exhibit: To participate there is no fee, but you must pre-register at www.nysata.org to reserve a display board. You must be a member of NYSATA to participate in this exhibit. Registration is by individual member, not school district. Please do not bring work of non-

member colleagues to be exhibited.

Artisans Market: On Saturday afternoon from 3-5 PM you will have an opportunity to purchase work by fellow member artists. If you wish to rent a table, please sign-up through the NYSATA website by November 1st.

Annual Members Exhibit: Conference attendees can show their work at the member exhibit held during the conference. The fee is \$25 to enter with a limit of 2 entries per member. Bring your work to the conference by Friday at 1:00 PM. No pre-registration is required.

Silent Auction to Benefit the NYSATA Scholarship Fund: Once again we will hold a silent auction to benefit the NYSATA Scholarship Fund. See page 36 for details on how to participate.

Conference Registration: ALL conference registration will take place through the NYSATA website. Processing all registrations online enables NYSATA to streamline records and insure that your registration and contact information are accurate and complete. You will be able to renew your membership and register for the conference at the same time online using our secure server. You will be able to select from a number of payment options that include mailing a check or purchase order or paying online with a credit card. If you opt to mail your payment, please be sure to mail a copy of your on-line registration transaction receipt with the corresponding purchase order or check. Pre-registration for the Student Exhibit, Artisans Market, and the Preconference will take place through the NYSATA website only. **There will be no mail-in registration forms available.**

Lunches: For those attendees who purchase the full meal package or individual lunch tickets, there will be 4 lunch time seating options. Ticket holders will need to exchange their lunch ticket for a timed ticket of 11:00AM, 12:00PM, 1:00PM, or 2:00PM. This will give attendees more flexibility. Also please remember that the price includes a 22% gratuity.

FREE Gallery Tour and Talk on Sunday: Join The College of Saint Rose Professor of Art Education, Jennifer Childress at SAGE College's Opalka Gallery, for an in-depth tour and gallery talk of Michael Oatman and Kenneth Ragsdale's exhibit, "An Armory Show". View a packed installation of artworks and hear about the inception and installation of this spectacular exhibit. 1 PM Sunday. Free Tickets and driving directions will be available at the registration area.



Special Session Keynote

Michael Oatman

Michael Oatman's installations integrate thousands of found, modified, and handmade components, including artifacts of material culture, painting, drawing, video, sound, food, and even objects at the scale of architecture. His "unvironments" have been installed at museums, public spaces, and private homes around the nation. Oatman's collages, also realized on a large-scale, typically contain vast numbers of hand-cut images culled from discarded and unloved books such as children's encyclopedias, scientific texts, and product and armament catalogs. His carpenter father makes the specialized frames.

Oatman's rigorously researched subjects include genetics and eugenics, capital punishment and prisons, the history of knowledge, and the exploration of space. He uses (and repurposes) large amounts of material from archives, libraries, flea markets, garage sales, abandoned stores, and the collections of private individuals; referring to his practice as "the poetic interpretation of documents." Similar to the Situationists' notion of the *dérive*, Oatman's works often begin with an aimless foray into psycho-geographic terrains, on foot, in a car, or occasionally by dreaming. In order to perform his research he has posed as a salesman, pollster, and journalist. Sometimes this playacting gives way to legitimately operating as a private detective, technician, or personal assistant.

Oatman was born in Burlington Vermont in 1964 and received his BFA in painting from RISD, and his MFA from the University at Albany. He has taught at Harvard, The University of Vermont, The University at Albany, St. Michael's College (VT), and Vermont College. He has been a visiting critic at RISD from 1986 to the present. He also writes about art and has curated several important exhibitions, most notably a new version of *Factory Direct*, mounted by the Andy Warhol Museum in 2012.

Since 1999 he has been a faculty member in the School of Architecture at Rensselaer (Rensselaer Polytechnic

Institution). The Princeton Review lauds RPI as "simultaneously the oldest technological university in the country and the most modern school of technology in the U.S." Studio practice is the foundation of the architecture program at RPI and Oatman's Extreme Drawing course – as well as seminars on Duchamp and Hitchcock – are highly acclaimed and in demand even by students from non-art disciplines. He teaches first-year and thesis courses, specializing in studio courses where students build projects at a 1:1 scale, and helps students toward the realization of their own research. In 2004 he began working with gifted students from RPI, Skidmore, SUNY and other schools under the name of Falling Anvil Studios.

Oatman has shown his work extensively in the US and abroad. Recent projects include All Utopias Fell, a permanent commission for MASS MoCA, which opened in October 2010 and is on display until 2020; a large-scale commissioned collage for the newly opened Wellin Museum at Hamilton College in Clinton, NY; a recent book for the graphic design firm id 29 and a long-term outdoor video environment. In 2003 he won the Nancy Graves Award.



Conservatory, 2005.

Pre-Conference Information

Innovation & Advocacy in Action

Thursday, November 21, 2013 at the Hilton Albany Hotel, 9AM-4PM.

NYSATA proudly presents an opportunity for you to have an in-depth experience focusing on innovation and advocacy. Participants will have an opportunity to follow one of two strands for most of the day. One strand will focus on innovative curriculum; and the other will feature integration of technology in the classroom. At the conclusion of the workshop sessions, NYSATA will hold a general session: Advocacy Dialogue. This panel discussion will be open to all NYSATA members. The workshops sessions are as described below. Participants will choose **one** strand.

Registration fee:(includes lunch) Member: \$85, Non-Member: \$105.

CURRICULUM STRAND: 9:00-2:00PM. Participants will attend both morning and afternoon sessions with Olivia Gude.

Principles of Making Meaningful Pictures. Olivia Gude, Professor of Art Education, University of Illinois

Use recollections of individual and family stories as a means of generating rich conversations about the intersections of personal and community histories. Participants will be introduced to artists (including the Great Migration series of Jacob Lawrence) whose styles of making art enable them to develop narratives that vividly tell life and community stories. This workshop is guaranteed to help teachers (and to help teachers help their students) get over feeling that they must be able to do realistic drawing to make interesting art works that communicate with others. Participants will use cut paper to explore how slight changes in position, shape, or color can dramatically affect the emotional ambience and meaning of pictures. Instead of teaching about modernist elements and principles of design as isolated exercises, teachers will explore how students can experiment with form and compositions using scissors, colored papers, and glue to create dramatic, expressive narrative pictures. Strategies for aiding students in identifying personal experiences that can be the basis of artwork, stimulating composition experimentation, creating community-building closure experiences, and considering how to identify and assess core objectives of such narrative projects will also be explored. **Limit: 30 Participants**

TECHNOLOGY STRAND: 9:00-11:00AM and 12:00-2:00PM

Participants choosing the Technology Strand will attend both Part I and Part II. Limit: 30 Participants

Part I - Innovation: Technology in Art Education. Dr. Deborah Greh, Professor of Media Arts St. John's University

What began 30 years ago as "Computers in the Artroom" has evolved into the seamless integration of technology in the creative process. Whether you're tech savvy or technophobic, Don't Panic! Together we'll talk about new hardware, software, free Apps, and how these can be integrated into your art curriculum and your own creative process. We'll also discuss the impact of technology on education and the learning process. Bring your tablet, your laptops and/or your smartphone.

Part II - Integrating Technology in Art Education Past and Present: Connecting the Visual Arts, Media Arts, and the Common Core. Mr. Stephen Honicki High School Art and Media Arts Teacher, Niskayuna Central Schools

Mr. Scott Walroth, Advanced Art Studio Teacher and Director of Art Education K-12, Niskayuna Central Schools

Niskayuna Central School District is a leader statewide in the integration and teaching of media and digital arts. This session, presented by the art department director and a faculty member from "Nisky" will include discussion of technology integration in Visual and Media Arts, and presentation of student work in these areas. Workshop participants will learn how these two disciplines overlap and can be used to nurture digital literacy in our programs and classrooms. A variety of portfolio-based assessments will be shared including the digital portfolio and the incorporation of critical writing.

ADVOCACY DIALOGUE - Panel Discussion: 2:30PM. This session is open to all NYSATA Members. Workshop participants will have priority seating. Limit: 150 Participants.

The inclusion of high quality art programs in the education of all students is not just nice, but a necessary part of a complete education, and is more urgently needed in the 21st century than ever before. Such an education is every citizen's right; and the benefits of a high quality arts education are unequivocally supported by research. Recent changes in educational policy

recognize the importance of arts education on paper, but in reality, implementation of these policies has often had negative effects on arts education as districts, administrators, and teachers struggle with overwhelming and conflicting demands. NYSATA recognizes that all New York State education professionals from NYSED on down to each student are in the midst of difficult, paradigm-changing reform efforts. We support the goals of these efforts - to make sure every child has access to quality, rigorous education that prepares them for the demands of college and/or careers, and to be thoughtful, well-informed citizens who together can create and run a healthy democracy. We believe art education is a vital part of this preparation.

Join a panel of State leaders and fellow art educators in a collegial dialogue to advocate for the importance and promotion of art education for all students in New York State. Topics will include Art and APPR, STEM to STEAM, NCCAS, and more. The panel will feature a range of leaders from NYSATA and the Higher (Art) Education field in conversation with NYSUT, the NYS Legislature, and/or the State Department of Education. Specific panelists TBA. Watch the website for more news on this exciting, important forum.

Our Preconference Presenters:



For the past 30 years, **Dr. Debbie Greh** has been exploring the impact technology has on education in general and art education specifically. Her first article, "Art Education in the Third Wave," spoke about the role art education should play as computers took their place in classrooms. She followed that with the publication of *Computers in the Artroom* in 1990, *New Technologies in the Artroom* in 2002, and over 30 articles on technology in both art education and technology magazines and journals. Debbie has presented workshops at every NAEA Convention for the past 15 years, as well as countless workshops for school districts and at state conferences. A Professor at St. John's University, Debbie has been the Director of the Communications Arts Program on the Staten Island Campus for the past 25 years. She created the concentration in Media Graphics and is currently working on developing a major in Game Design. This semester she is teaching a course in Video Games and Gaming. Debbie Served NAEA as Eastern Region Vice President and was the conference coordinator for the NAEA Convention in New York City in 2012.



Stephen Honicki received his BA in Fine Art from the State University of New York at Albany and his MS in Art Education from the College of Saint Rose. He currently teaches introductory and advanced level courses in Studio in Video and Photography at Niskayuna High School. In addition to working with students in the classroom environment, Mr. Honicki is the co-advisor of the Nisk-Art Gallery – an in-house teaching gallery that provides students the opportunity to learn all aspects of running a professional art gallery. During his tenure, Mr. Honicki's students have received awards and prizes for their work in numerous art exhibitions and film festivals at the regional, national, and international level. As an educator, Stephen has received the Murray Award for Excellence in Education and was recently nominated for the YMCA Educator of the Year for Schenectady County. In addition to his teaching duties, Stephen has had photographs from several of his personal narrative series exhibited regionally and nationally, including several Exhibition by

Artists of The Mohawk-Hudson Regionals and the Photo Regionals of the Capital District. Extensive selections of photographs from his series, "Between Heaven and Hell", were showcased at Munson Williams Proctor Arts Institute in Utica, NY. In addition, solo exhibitions from his work were held at Magnet in San Francisco in 2008 and 2011. Recently, two works from his series, "A Solitary Man", were exhibited as part of the international juried Paducah Photo 2013, in exhibit Paducah, Kentucky. One of the images from that same series was selected to be included in the book, *Open to Interpretation: Love + Lust*, to be published by Taylor & O'Neill in Spring 2014.



Scott Walroth is the K-12 Director of Art Education in the Niskayuna Central School District. He has taught art for 31 years in Brownville, Sherburne, and Niskayuna, New York. He holds an MFA from Syracuse University and an SAS from The College of Saint Rose. Mr. Walroth has taught courses at the middle school and high school levels, including Advanced, AP, and Honors level Art Studio, Photography, Cinematography, Ceramics, Sculpture, and Studio in Computer Arts. He is an enthusiastic supporter of the use of technology in teaching and creating art. Mr. Walroth's students have received numerous awards at the local, state, and national levels, including eight Congressional art awards. Since 1985, Mr. Walroth has conducted presentations on technology and art integration at local, state, and national conferences and workshops. As an artist, Mr. Walroth has adjudicated many juried student, amateur, and professional shows throughout the state, and his works have been shown in galleries and shows nationwide. He and his wife reside in Niskayuna, and have two grown daughters and two grandsons.



Please see page 7 for complete biographical information for **Olivia Gude**.

**To Register For The Preconference
Go To www.NYSATA.org**

Workshop Descriptions

iART INNOVATION IN ART EDUCATION

Please Note: The workshops listed in this issue of the NYSATA News are as of the printing of this publication and are not complete. They are also subject to cancellation or change. For more information and current listings, please check our website www.NYSATA.org. Presenters are listed at the end of each workshop description.

Using Recycled Cardboard To Build Dreams

Learn how to make books, puppets, castles, and sculptures from corrugated cardboard. Not only are these budget savers, but they are no-fail, open-ended projects in which students can express their creativity while learning about architecture, rainforest animals, or even the abstract relief art of Frank Stella.

Lori Amer and Audrey Reich

Local Artistic Heritage: The Shakers, A Unique Perspective

After a week-long immersion through the National Endowment for the Humanities, the Shaker Experience in America revealed a multitude of opportunities to explore early American religious journeys, feminism, social reform, and artistic development. I will share a concise account of my participation in this culturally rich program and offer lesson ideas generated from the unique perspective of an art educator.

Amanda Buhler

United's 2013 Project Guide

Come check out 16 new and creative ideas from United Art & Education that you can take back to your classroom. We will be making Stained Glass Rose Windows, a Jackson Pollack Cloud Clay action painting, and more!

Mike Gugel, United Art and Education

Stepping Out In Style: Student Portfolios That Will Knock Their Socks Off

First impressions count a lot! So how much is a student judged by the presentation of their portfolio? Safe to say, their future success depends upon it. Wherever they hope to go, it's critical

for students to put their best foot forward when preparing for success. Assembled and presented properly, the art portfolio not only demonstrates evidence of learning and growth in the arts, it provides a holistic portrait of student preparation that underscores the professionalism, critical thinking abilities, and presentation skills that spell success in both college and career. This workshop will cover art direction and critical choices in developing a versatile portfolio for both fine arts and graphic design. The presenters speak from experience of the effectiveness of portfolio development over standardized assessments, in support of the NYSATA Portfolio Project. Best practices will be shared, such as choosing and organizing the work for highest impact; and preparing students to speak and write about content, as well as lessons for the classroom. *Carla Senecal, Lee Shelton, and William Deforest*

Finding Funding With Donors Choose

Need art supplies? Have a dream project? Learn how to write winning proposals from a 54-time grant awardee, to receive free materials for your art classroom. Maximize the donorschoose.org website and learn how to attract donors to fund your art projects.

Jessica Sinclair

Teaching Drawing To Middle Schoolers

Eradicate the phrase "I can't draw" from your art classroom. Invigorate your students with oodles of project ideas in this 6th-7th-8th grade spiraling curriculum, using a broad range of drawing tools and a variety of genres. Build confidence and skills in students of all abilities. *Natalie Todd*

Painted Silk Sculptures

The production and commerce of decorated silk fabrics began thousands of years ago in China. Over the centuries, its popularity spread around the globe and a variety of cultures created their own distinct processes of weaving and dying this luxurious fabric. Synthetic fibers as substitutions for silk were developed out of necessity during World War II. In this session, you will form a wire shape as a support, stretch a silk-like fabric over it, and paint the sculpture with transparent liquid acrylic color. Finished pieces are flexible and may be heat-set for outdoor display.

Brandy Noody and Connie Lavelle

Block Print Koinobori

In Japan, Children's Day is heralded by the appearance of flying fish carp-shaped windsocks known as koinobori. In this workshop presented by Blick Art Materials, participants block print scales onto fish-shaped pieces of Smart Fab, then add details using acrylic paints. Final assembly is a breeze! Safe for outdoor display. *Julie Swanson-Davis*

"i" Is For Interdependence--Small Works With Big Connections

Explore Interdependence as a big idea ripe for formulating big questions with multiple solutions. See how students in grades 5-12 have used the hexagon format to metaphorically communicate personal ideas about their relationship to family, community, culture, and the world. Students work collaboratively or alone in any media. This international exhibition opportunity provides your students with the chance to more deeply understand the ways in which the arts can be a vehicle for connecting and

Workshop Descriptions

constructing meaning. Don't miss this opportunity for your students' small works to become a part of something really BIG!

Cindy Henry

What's Cooking? A Recipe For Graphic Design Success

It's not about computers. It's about creativity. It's about mixing the elements and principles of the visual language into delicious socially relevant messages. Presenters from the Design Program at Bryant & Stratton College will demonstrate how art skills & projects are transferable to the graphic design experience, and lead hands-on workshops using exciting "recipes" to incorporate graphic design in the art classroom, in support of NYS standard #2: "Students will be aware of vocational options available in the visual arts." Adaptable to K-12; ideas include brainstorming, sketching, writing for design, layouts using an underlying grid, cropping images for effect, styling with type, and possibilities for collaborating across curricula or beyond the classroom.

Lelia Shelton, William Deforest, and Carla Senecal

Academic Language In The Art Classroom

Attending to academic language in teaching means supporting students' acquisition of language skills to understand what you want them to learn, and read, talk, and write about their art learning in increasingly sophisticated ways. This presentation provides information on building academic language skills in the P-12 art classroom. *Beth Thomas*

The Moral Of The Story: Shifting To An Art/Literacy Classroom

Art educators will learn about a rich art/literacy project that evolved after professional development on APPR and the six ELA Shifts. Using sketchbooks, students responded to writings/artwork of a contemporary author/illustrator in a variety of literary ways. Examples of

student products and more ideas to inspire literacy in art will be shared. *Stacey Van Waldick and Christine Walsh*

The New Art Student: How Digital Technology And Assessment-Driven Education Is Changing Today's Art Students

Most K-12 and college level art students today are digital natives with near-constant access to technologies that have tremendous potentiality for making art. Yet developmental and aesthetic consequences come with exposure to screen culture and assessment-driven school environments. Research findings will be discussed with suggestions for best practices.

Judith Mohns

Boinx iStop Motion iPad Animation

Participants will be shown a demonstration of how the application works, then work in small groups to create a brief script and film a stop motion movie. Next take the raw footage and edit it with iMovie to add title and credit slides, and set it to music. Experience for yourself how this easy program works. This can be a great addition to almost any unit and can be utilized with an entire class using just one iPad! Come see my Art & interdisciplinary uses, then help me brainstorm a list of new ideas we can all share. Finished movies will be burned to a disk for you for \$1, or bring your own flashdrive. (Files are too large for email.)

Jennifer Armbruster

Creative Ways To Teach Students With Multiple Disabilities

Learn our approaches to working with students with multiple disabilities. Learn how to adapt materials, choose the best supplies, and modify assessment to create the best experience for the students and the teacher. Many lesson ideas will be presented as well as a hands-on opportunity to try adapting materials.

Mary Beth Aldous and Maya Trawinski

Say Yes To The Mess!

Fearful of messy materials? In today's

electronics-driven world, it's more important than ever to provide students with rich, tactile experiences in the art class, no matter the parameters of the workspace. Learn practical tips for managing the mess with paints, papier-maché, and more, and leave with some great lesson ideas that use messy materials!

Phyllis Brown

Put Some STEAM In Your School!

21st century relies on the importance of Art & Design in STEM Technologies. Why should education be any different? If this is not in your district, learn what STEAM is, how to collaborate with other subject teachers, and make a proposal to your Superintendent. A list of important resources is also covered.

Kathleen Hallam-Bushek

Technology In The Elementary Art Room

How do you integrate computers, iPads, or Smartboards into your curriculum? Technology is another media with its own set of tools, just like paint or ceramics, that helps kids express their ideas, creativity, and knowledge. Learn about my experiences with electronic media and how to include its use in the Elementary Art room. Bring your iPad with you to experience some terrific Apps! Need some ideas on how to get an iPad for you classroom? Fundraising ideas shared as well. Reach those 21st Century learners with a tool that they can't help but love!

Jennifer Matott

Powerful Art Educators, Inspired Collaborations

They say, "You never stop learning," but what happens when the art educator needs inspiration? Find out how teachers, artists, and professionals integrate art in creative ways. Acquire new knowledge about professional learning communities within the arts that strengthen teachers, curricula, and student learning. Be inspired to create your own art to make a new connection. *Michelle Schroeder, Michele Agosto, Dr. Mary Wolf, and Dr. Lisa Hunter*

Workshop Descriptions

iART INNOVATION IN ART EDUCATION

Put Your Art Program On Center Stage With Youth Art Month!

Everything you need to know to host and report a successful Youth Art Month Program for your school. Tips, tricks, plans, ideas, and registration packets will be given to each attendee. Be a part of a national award-winning program and learn how local advocacy can reap rewards for you and your program.

Donnalyn Shuster and Julia Lang-Shapiro

Research Into Practice: Integrating Emerging Technologies Into The Art Curriculum

By utilizing emerging technologies, we not only spark our students' interests, we also enable them to become innovators, critical thinkers, and problem solvers. Learn how tools such as iPads, 3-D printing, scanography, etc. linked with processes such as global communication, collaboration, and creation have been used to optimize students' potential in the classroom.

Rebecca Barsi and Sara Walton

Identity Tunnel Books

Imagine creating a book where there are no pages to turn. Instead, the book's contents are revealed by pulling apart the book's pages that are bound on both sides, and then viewed by looking through the center of the pages. The mystery of revealing the message within Tunnel Books will be explored in this hands-on workshop. Participants will create a "practice" Tunnel Book construction, and further develop one Tunnel Book with the theme of Identity using mixed media and collage. Participants should bring several images (text, photographs, etc.) and any ephemera that might be added to their

Tunnel Book, illustrating the big idea of Identity. The theme of Identity can be interpreted in any way, shape or form! These additional images are not necessary to participate in workshop.

Sheryl Levine

Exploring Images: Reading And Writing About Our "Texts"

Following Guidelines for Common Core ELA standards and using English Department colleagues as resources, this workshop showcases how one teacher integrates writing assignments into film and digital photography curriculum. *Martin Merchant*

Clay And Mindfulness

Be still and savor your creative voice in words, movement, and clay. We will use clay, simple ritual, writing, and poetry to be totally present in the creative process, while becoming aware of all our senses, our body, and our hearts. Learn to open up our creative selves to make what is felt visible, what is experienced heard, and to remember to breathe and honor where we are and who we are. We will extend our bodies into the clay through the making of pinch pots. *Susan Peck*

Picasso People Performance

Picasso People is a 45-minute performance offered to schools. Through dance, puppetry, props, mask, and mime all set to a musical background, the art and life of the great 20th century artist Pablo Picasso comes to life for school children. The 45-minute performance is geared toward students in grades K-8. This workshop will highlight the performance and include time for teachers to ask questions about the program.

Carlton Van Pырz, Picasso People

Bricolage Curriculum: Community Dialogue

Join keynote speaker Olivia Gude in a community dialogue to explore your thoughts on evolving curriculum structures that meet the needs of contemporary students and reflect the complexities of contemporary art and design practices. *Olivia Gude*

Learning Art History Through Animation

This program is adapted from a previous workshop published with the Teacher Network. This time, we approach teaching Art History through creating 2D and 3D animations.

Michael Klein

In Search Of Organization In The Chaos Of Teaching Art

This workshop offers organizational strategies to help find order in the fast-paced world of the art room. Art teachers have to deal with volumes of "stuff" and be ready to move from one project to another at the sound of a bell. Any helpful hints are welcomed in return. Together we can find order and more meaningful, efficient ways of functioning!

Sheila Cannon

Teaching About Local Impressionist Artists

I will bring paintings, books and ephemera by the artist William Starkweather and share ways to incorporate his work and the work of local women artists, gay artists, and others not traditionally represented in art classrooms. *Peter Falotico*



Workshop Descriptions

Optical Illusions

See numerous examples of how to draw optical illusions. There will be an intro Powerpoint that can be used in your classroom, project examples, directions, and classroom resources. Geared for upper elementary and junior high levels.

Lauren Flood

Distinguished Teachers Use Their Students

Increase your APPR scores (Domains 2 and 3)! This workshop will explore ways to adjust classroom and lesson structure to allow for increased student questioning and participation. Learn to make simple but thoughtful classroom modifications. Successful examples will be provided to allow participants to leave with techniques used by "distinguished" teachers.

Valerie Savage

New York State Summer School Of The Arts: Visual Arts Program

NYSSSA wants students with a passion for art to experience life as a working artist next summer. This program is specifically designed to emphasize art experiences that cannot be undertaken during a normal 45-minute art period. Come to the workshop and learn about this fantastic experience for your students.

Danielle Scalera and Randy Williams

Picasso Still-Life Collage Workshop

Picasso People combines dance, puppetry, props, mask, and mime; all set to a musical background to present the art and life of Pablo Picasso in a performance. This workshop complements the Picasso People performance and is geared for students in grades 2 and up. Picasso's Violin on Blue Tablecloth will be the inspiration for this workshop. Art teachers will use collage techniques to recreate the still life of a violin upon a blue tablecloth with sheet music. *Carlton Van Pyrz, Picasso People*

Woodburning In Photography

Looking for an exciting way to wrap up your photography portfolio? Try wood

burning. My students use a photogram for the front and a photograph for the back, sandwich them around their prints, and secure the collection with binder rings. The inside holds a table of contents, photos, and reflective writing pieces. Work hands-on with a provided print for inspiration or bring a 5x7 print of your own, draw a design, wood burn, then add color with color pencils. Handouts provided. \$1 material fee for wood.

Jennifer Armbruster

No Worries: The Art Of The Worry Doll

"Billy is a bit of a worrier. He worries so much he can't sleep." Know any students like this? In the book Silly Billy we learn how to whisper our worries away. Explore the Guatemalan art of the worry doll and help your students sleep more peacefully.

Krista Gillis

Accessing Contemporary Art & Artists In The Classroom

This workshop will lead participants into the world of international contemporary art. It offers an in-depth understanding of the types of art that leading artists throughout the world are creating, why they are working in particular ways, and how to show and discuss contemporary art with students of any age.

Cheryl Jackson

Rod Serling Video Festival

Lawrence Kassan, Founder/Director of the Rod Serling Video Festival, will present short student-produced videos from around New York State. The festival, open to students in Kindergarten through grade 12, started in 1995 as part of the Rod Serling School of Fine Arts at Binghamton City Schools; and has been gaining in popularity throughout the state. Learn how educators can team with the Rod Serling Video Festival to promote the

creative use of video technology in the classroom. Topics include how to create a "mini festival" in your school and develop community partnerships; as well as information about the festival regarding rules, award categories, and how to enter.

Lawrence Kassan

Living History Project

Hear from an art teacher and a Veteran how the art rooms at Ossining High School reach out and serve our nation's veterans both locally and nationally. One of our annual projects is called "The Living History Project." Learn how we get our advanced photography students to work collaboratively with local veterans who served from the 1940s through today, in WWII up to Afghanistan. Our students are able to make connections far beyond the classroom with those who serve our country.

Ronald Whitehead and Harry Quiroga

Calder Fish Workshop

Picasso People combines dance, puppetry, props, mask, and mime; all set to a musical background to present the art and life of Alexander Calder in Calder Rewired Performance. This workshop complements the Picasso People performance and is geared for students grades 3 and up. Art teachers will learn to manipulate a common wire hanger into a colorful fish sculpture, utilizing colorful Twisteez wire (or



Workshop Descriptions

iART INNOVATION IN ART EDUCATION

telephone wire) and colorful beads to create a sculpture similar to the many that Calder created.

Carlton Van Pyrz, Picasso People

Truck Art Of Pakistan

Learn this indigenous form of art created in Pakistan and how to incorporate it into your art curriculum. Your students will be energized by the bright and colorful jingle art and learn about color and other elements of design in the process. Hands-on Activity, Film, Lesson Plans, & PowerPoint.

Nan Josephson, Ph.D.

Brainstorming Beyond The Jack-o-Lantern: Encouraging Creativity And Conceptual Development In 3-D Design

How can a ceramic artwork combine functional and sculptural qualities while engaging both the interior and exterior space of the form? High school students question, investigate, and respond to a variety of art historical and contemporary sources before developing their own innovative solutions to this problem. (No Jack-o-Lanterns were allowed!)

Laura Cannamela

Make Your Own Videos For Instruction

Videotaping your demonstrations can be a valuable instructional tool. Learn about all the advantages to prerecorded videos, how to plan your videos, and where to go for help in editing your videos. Short 3-minute presentations can explain a concept, or 5-10 minute videos can demonstrate a technique. This efficient method decreased instructional time and made students more confident and eager to "get to work!" *Julie Gratien*

Papermaking

This hands-on workshop addresses papermaking basics for the art room. Make recycled paper with variations on a theme, and learn how to form and cast paper; make masks and seed paper; and shape and decorate with pulp.

Anita Kiewra

Ori Op Art

Want to include math in an origami lesson? Using sticky notes and a few simple folds, students can create an Origami Op Art project with unlimited variations and creative possibilities. No prior experience with origami is necessary. This project will satisfy all levels of folders, from beginner to advanced.

Kathryn Paulsen

StoryFaces: Telling Stories Through Mask Art

Christopher Agostino's StoryFaces is a unique arts-in-education program that combines Language Arts and Visual Arts to support mask-making programs at any level. Christopher's remarkable assembly presentation brings stories to life on the painted faces of audience volunteers, based on his studies of mask art traditions in world cultures. In classroom sessions, he instructs students in these techniques for translating a narrative story into a visual representation on a mask, using methods inherent in traditional art forms such as abstraction, symbology, and the synthesis of time to create an image that "signifies" a concept rather than illustrates it. The program is designed to get students to explore multiple ways to express a story; and therefore can be the basis for cross-disciplinary projects that integrate Art, ELA and Social Studies. The program is also is a great vehicle for introducing students to the underlying methodologies of Modern Art. *Christopher Agostino*

Favorites..."The Best Of The Best"

After 30+ years, Lee Harned has retired. Her passion and enthusiasm for teaching art has not waived from start to finish. This presentation will include some of

her most successful lessons ranging from Junior High and Studio Art to Advanced and AP classes. Lessons will focus on the development process to completion of a final product, some of which include integration of the Common Core.

Lee Harned

Check This Out! Using Technology In Elementary Art

Hear about how one rural school advocated and increased family involvement using technology. Presentation participants will learn how to create a QR code and how they can be used in instruction, displays, and advocacy materials. Interested in Artsonia? Come learn how to get started and teach students to share their artwork online.

Bethany Heibel

Printmaking: The Relief Method Of Lino-Reduction

This session features the Lino-reduction process which Picasso began, and the dynamic expression of printmaking made possible through this method. I will demonstrate traditional methods and hands-on application using a simpler and safer medium - e-z cut matrix blocks - with paper, multi-colored ink, and registration board, while you participate.

David Quinlan

Nasco Game Show

Nasco will share great information on products, projects, and what's exciting in art education. We will present a variety of products from manufacturers, all focused on art education K-12. After this fun "infomercial" we will shift into game show mode and raffle it all to those who attend.

Eileen Schwenn, Nasco representative

Dressed For Success: Preparing Student Work For Presentation

Just as Little Orphan Annie says "you're never fully dressed without a smile," artwork is not finished until it's been beautifully and appropriately mounted.

Extended Studio Workshops



Self Portrait Joe Gyurcsak

At the Hotel Albany

Zentangle For Schools
Friday 10:30AM -12:30 PM and
Repeated Saturday 2-4 PM

Zentangle is an easy-to-learn, relaxing, and fun way to create beautiful images by drawing structured patterns. It increases focus and creativity; provides artistic satisfaction, and an increased sense of personal well being. This workshop will focus on Zentangle basics and how they can be applied across the curriculum.

Mary Ann Scheblein-Dawson and Jean Baden-Gillette, Paperplay

The Quick Sketch: Getting Down To The Essentials
Friday 2-4 PM
Repeated 4-6 PM

This workshop addresses the essential elements needed to convey a portrait in acrylic paint. The subject will be approached simply; focusing on lighting, value, color, and brush strokes. Learn to edit the features of the human face so that the form, character, and color are captured in 15 minutes poses!

Joe Gyurcsak, Blick/Utrecht resident artist

Go to:
www.nysata.org
to register.

You must preregister for these workshops. All Extended Studio Workshops are \$30. Some will be held at The College of Saint Rose. Complimentary Transportation will be provided by The College of Saint Rose. Space is limited to 15 per session.

At the College of Saint Rose

Saturday 9-11 AM and 11 AM-1 PM
Science Meets Art: Gyotaku

This workshop addresses sustainability issues on a local basis while instructing students on Gyotaku (fish rubbing), using freshly caught marine life from the Hudson such as striped bass, bluefish, and eels. Basic anatomy along with implications for species health and survival are covered.

Guest Artist Joe Mullins

Figure Drawing In The Studio
Saturday 9-11 AM

Has it been a long time since you drew the figure from observation? Is it hard to get access to a live model? In this two hour workshop you will receive expert instruction from Benjamin Schwab, , in working from a live model with a focus on capturing gesture, learning to measure space using sightlines, and developing a sense of weight and form through contour and mark making. Materials provided; fee also covers live model.

Benjamin Schwab, Associate Professor of Painting and Drawing, The College of St. Rose

Google Sketchup
Saturday 2:30-4:30 PM

Introduction to a Fantastic and Free 3-D Imaging Program. From the website: "Google Sketch Up provides a refreshingly simple approach to 3D graphic design and modeling and is ideal for non-experts in CAD technology. It bucks the trend of expensive 3D modeling software such as 3DSMax and Cinema4D and presents a free, easy to use alternative with which you can even post your creations onto Google Earth for the world to see. The latest version

has been integrated with Google Maps too so that geo-tagging your creations is easier than ever." Though the more sophisticated version, Google Sketchup Pro, is not free, the free software is extremely versatile and can be downloaded in both Mac and PC versions. This workshop, held in a Mac Lab, will provide an overview and instruction with tips and hints in several of the basic tools. The workshop leader will also share student work samples and a virtual gallery developed in Advanced Sculpture courses. Bring your own flashdrive (minimum-size 2 GB) to save your work.

Abe Ferraro, Sculpture Instructor, The College of Saint Rose

Critical Concepts In Art Drawing Experience

Saturday 2:30-4:30 PM

Need a way to help your students find meaning in abstract drawing? In this two hour session, learn about the innovative drawing class titled "Critical Concepts in Art," taken by all fine arts students in their junior year at the College of Saint Rose. Experience a drawing session from this course that helps the young artist move away from drawing as a record of observation to mark-making as a record of both internal and external experiences, focusing on conceptual and thematic development. The famous "drawing machine" assignment will also be shared, and slides of former students' work presented. Students in all studio areas continue to cite this course as THE course that helped them grow the most as artist, and open up their ideas about what art can be.

Andrea Hersh, Assistant professor of drawing and painting, The College of Saint Rose

Workshop Descriptions

iART INNOVATION IN ART EDUCATION

This is particularly important for work submitted for college application, scholarships, national & regional competitions, or presentation of student work in the NYSATA Portfolio Project. It demonstrates pride and professionalism in the work, and ensures that a successful education in art supports students in achieving the next level on their chosen academic and career path. This hands-on workshop teaches the importance of presentation, and covers practical means to mat and mount student work for success. Tricks of the trade will be demonstrated; workshop materials provided.

William DeForest, Lee Shelton, and Carla Senecal

Clay Nesting Trays

Participants will hand-build 3 nesting trays in any shape they choose, using pre-rolled clay slabs. All materials and tools provided.

Carla Flati, Standart Ceramic Supply Company

Concentric Kirigami

A variation of origami, kirigami incorporates both folding and cutting to create intricate paper designs. In this workshop presented by Blick Art Materials, participants assemble cardstock rings and use principles of layering, positive/negative space, and repetitive cuts to make a low-relief paper sculpture that's easier to make than it looks!

Julie Swanson-Davis, Blick Art Materials

25 Teaching Strategies In 50 Minutes

Learn 25 strategies you can use immediately to spark student interest and enhance your lessons. Strategies for brainstorming, lesson delivery, classroom management, and assessment will be shared. Information is applicable

to elementary, middle, and high school levels. *Katie Hujer*

Marking & Mapping As Memory And Notetaking Enhancers

Art Education students use marking and mapping to record information from their history of art ed course. Much to their surprise this process yields fantastic results. Come and see what they generated! This technique is applicable for use with students of all ages and supports visual learners in their core content classes.

Jacquelyn Kibbey, Cassandra Mazur, Judith Anderson, Katie Kretschmer, Elizabeth Hunt, Melissa Miller, and Lindsay Wilson

Personal Vessels - Art And Soul

Every human is a vessel containing thousands of thoughts, feelings, and emotions. This session will focus on exploring diverse artworks and comparing them with the artistic development of the human mind. After several unique brainstorming exercises, you will design and create your own clay vessel to take with you. Artwork, demonstrations/exercises, and lesson plans will be shared.

Sandra Jabaut and Heather Palmer

Innovation Through Inquiry - Integrating ccss.ela-literacy.w.11-12.7 In The Art Class

The purpose of this session is to introduce a CCSS-aligned inquiry approach, and teach participants how to initiate research in their high school art classes. Participants will learn how to help their students gather, assess, synthesize, integrate, and analyze sources to deepen and explain understanding; and apply that to their artwork.

Susan Lane

Mobile Learning In Art... Not Just Fun

Mobile Learning is fast becoming an essential component of your Art Curriculum. Explore ways to incorporate the iPad, QR codes, Voice Recording Apps, and Smartphone Integration into the K-12 art curriculum. You will be

provided with lesson plans and numerous examples. All lessons and ideas are aligned with the Common Core Standards, New York State Visual Art Standards, and 21st Century Skills.

Heather McCutcheon

Artsonia.com- Create Your Own Online School Art Gallery

Artsonia.com is a website devoted to showcasing student artwork. It is a great advocacy tool, self-esteem builder, and a way to raise money for your art program as well. Attend this workshop and leave with the tools and knowledge you will need to start your own gallery.

Lauren Flood and Jen Matott

ELA and Cooperative Learning in the Ceramics Classroom

How can you employ ELA in the Ceramics classroom? How can you use Cooperative Learning in the Ceramics classroom? How can you do both simultaneously? A presentation of Action Research that studied the use of Cooperative Learning to improve student understanding of Ceramics vocabulary in a written format. Reading, speaking, and listening about art tools, techniques, and processes were all part of the research project.

Marissa Hill

Life-drawing Experiences Inspire Dialogues About Identity And Body Types With A Community Of Adolescent Learners

Adolescents are consumed with thoughts about their appearance and how others view them. Attitudes about the body play into adolescents' development of self. Life-drawing classes can support and enhance adolescents' quest for identity. This session will present the outcomes of four years of on-going research, that studied the impact of life-drawing experiences integrated with discussions about the body, on art-focused high school students.

Barbara Salander and Rose Viggiano

Starting A Rotating Book Group

Rotating Books are a great way to challenge yourself and make your own

Workshop Descriptions

art on a smaller level. You can create one with a group of artists no matter where they live. A mock Rotating Book collaboration will occur during this hands-on workshop. Leave with a complete book and the know-how to start a group of your own. Easily done in classrooms as well.

Monica Schor

Paste Paper: Techniques And Applications

Learn how to make paste paper. Paste is applied to the surface of plain paper, giving it exuberant color, pattern, texture, and unmatched strength. Paste paper can be used for a variety of applications including book making, paper sculpture, and collage. Highly adaptable to the classroom. Great for artists and students alike.

Jessica Dubin

The State Of Art Education In New York: Update From NYSED

NYSED Visual Art Associate Leslie Yolen will provide pertinent and timely information regarding Race To The Top/ Regents Reform initiatives, Resources for Arts and Common Core alignment, NYS Arts curriculum framework development, and the National Coalition for Core Arts Standards work (National Standards revision). A question and answer session will follow the presentation.

Leslie Yolen

21st Century Skills And Creative Problem Solving In The Art Room

Are you looking to find more engaging ways to involve your students in art-making decisions? Be ready to discover fun and exciting ways to use creative problem solving and lower inhibitions. Learn the art of making mistakes!

Laura Berkeley and Kimberly Black

VCS (Visual Concepting Strategies)

The VCS Learning Model is an online learning tool that uses problem- and challenge-based strategies of instruction, combined with offline, collaborative group investigation and discovery. The process illuminates key elements of

visual learning and aesthetic perception such as learning through discrepancy and the unexpected, learning through context and association, and learning through looking. This seminar is divided into the following three sections: What is Art and How Can It Teach? Constructivist Concepts of Learning from Object; Mining for Connections: Visual Narrative, Image Biography, and Essential Questions; and Accessing Art Online: Developing Visual Question Stems.

Allison Faye and Andrea Kantrowitz

Classroom Management Made Easy!

Are you a new Elementary Art teacher? Did you move from the upper levels to Elementary? Learn some tips that will make your classroom run like a well oiled machine! This presentation will cover all aspects of management... curriculum planning, grading, storing artwork, technology use, material organization, and other helpful tricks. Walk away with lots of ideas and resources!

Jennifer Matott

Student Q & A Session: Successful Student Teaching Strategies

Your student teaching experience can make or break your career. This session will include many tips on how to prepare students entering their student teaching placements at all levels K-12. Other topics of discussion will include the development of professional teaching portfolios and resume building with examples.

Sara Qureshi and Abbey Cashman

Doing Research For Insight Into Teaching

Learn how practicing art teachers designed and carried out research to address questions about artistic thinking, critical consciousness, and self-reflection in art teaching and learning. Presenters share ways their research plans flowed from

specific questions they had about art learning and teaching. *Beth Thomas, Amy Appel, and Rowan Kunz*

China Painting A Modern Art Form

This hands-on workshop introduces the art of China Painting. Obtain basic knowledge of the traditional uses of china painting, learn the tools/materials/skills needed to teach it, and how it can be adapted to modern art forms. Applicable to all grade levels with a minimum of supplies.

Carol Cureo and Connie Lavelle

Photography Lesson Plan Swap

After a brief presentation of film and digital photography lesson plans, workshop participants will share their own successful assignments in a roundtable discussion of instructional strategies, outcomes, and presentation methods.

Martin Merchant


Color, Chemistry & Ourselves--Related Through The Aesthetic Realism Teaching Method!

In this exciting workshop, the presenters will demonstrate how the beauty present in color theory - specifically the color wheel - and in chemical bonds can teach us central things about ourselves and what we are looking for in our everyday lives.

Rosemary Plumstead and Donita Ellison



Friday After Dark Workshops



Friday After Dark Workshops 8:30-11:00PM

Papermaking

This hands-on workshop addresses papermaking basics for the art room. Make recycled paper with variations on a theme, and learn how to form and cast paper; make masks and seed paper; and shape and decorate with pulp.

Anita Kiewra

Sheetrock Carving!

Sheetrock is a marvelous and versatile material for both relief carving and intaglio. It is easy to carve, and readily accepts a variety of surface treatments. Spend your Friday evening learning the secrets to successful use of this material, and complete your very own carved Sheetrock art!

Phyllis Brown

3-Ring Binder Recycle, Repurpose Art Journaling

In this workshop, we will deconstruct an old 3-ring binder and rebuild it to produce a box board binder ideal for collage and use as a unique journal. During your time with us you will create the journal and complete a collage cover. Incorporate imagery, flat objects,

papers, and other elements. Break away from the traditional sketchbook to create a unique work of art. Experience a great way to recycle those old damaged binders that students throw out each year.

Rae Colton and Susan Liddell

Make Your Own Licking Box

Participants will construct a box with a simple internal mechanism that allows a tongue to stick out. Guaranteed to make you and your students smile. Learn classroom applications. Complete handout information provided. Back by popular demand!

Elaine Goldman

Watercolor Painting - Tips And Tricks

Learn tips and tricks to make watercolor painting less daunting and more successful for your students while you enjoy painting and have fun. We will cover the advantages and disadvantages of different paints, papers, and brushes; and experience hands-on activities that teach you to control the media and correct mistakes that can happen along the way.

Susan Lane

Wax On, Wax Off... Encaustic Painting

Join me for an evening of Encaustic painting! Learn the process of this ancient technique that uses melted wax and create a mixed media Encaustic piece using several basic techniques. If you have never worked with melted wax, you will fall in love with this art form. Workshop attendees are provided with wax, some tools, and boards. Bring with you some xerox images, discardable brushes (they will not be reusable after being used in wax), and any items you might want to include in your encaustic artwork (scrap papers, flowers, metal pieces, etc.) This process is so addictive you will have 1-2 pieces done by the end of the night! Additional boards available for purchase.

Jennifer Matott

When Books & Prints Gel!

Follow the lead of this year's conference

theme and BE INNOVATIVE! We'll wow you with the magic of Gelli-Arts plates: an innovative mono-printing product. Add to that a fabulous new book structure and you've got a recipe for successful art in our time together, as well as in your classroom!


Michelle Schroeder and Beth Atkinson

Face and Body Painting 101

Christopher Agostino has been painting people for more than 30 years as the head of Transformations – New York's premier facepainting company. The session includes information on makeup options and how to use them; how to design and paint faces and bodies; demonstrations of facepainting as an art; anecdotes from a colorful career as a professional makeup artist; and a chance to play with the makeup as participants are invited to paint and be painted.

Christopher Agostino

**All FAD workshops
are \$25.
You must preregister for
these workshops.
Go to www.nysata.org
to register.
Space is limited.**



Julie Gratien at Jennifer Matott's FAD, 2012

Workshop Descriptions

iART INNOVATION IN ART EDUCATION

Pop Portraits And Oscar Wilde: Art And The Common Core

This Power Point presentation demonstrates how the Common Core Standards can be aligned with Art. These Pop Art portraits were influenced by the youthful beauty of Dorian Gray's portrait in *The Picture of Dorian Gray*, by Oscar Wilde, and the Pop Art style of Roy Lichtenstein.

Dr. Anu Androneth Sieunarine

Oh What A Relief! Fabulous Tooling Foil!

In this hands-on workshop, you will learn techniques for achieving spectacular results with tooling foil. Discover how to achieve deep relief and rich texture with simple tools, various ways to add color, as well as ideas for finishing and display. Success is guaranteed!

Phyllis Brown

Gargoyles In The Art Room/ Clay Sculpture

This hands-on workshop incorporates the history of gargoyles with clay skills. Capital region gargoyles will be featured. Participants will receive a lesson aligned to the NYS VA standards and the Common Core, and create a clay gargoyle.

Kathleen Hallam-Bushek

Incorporating Video-conferencing In The Art Classroom: Using The Museum As A Virtual Resource

This presentation features virtual museum work done over the past several years with the Smithsonian Institution, and more recently the Crystal Bridges Museum in Arkansas. Learn how to use video conferencing in the art room and establish contacts with art museums;

then see examples of conferences and student works. I will share materials and strategies developed to prepare student communication with museums; and how my curriculum integrated art criticism, vocabulary development, and project-based lesson planning. Video conferencing can support attainment of the Common Core and 21st century learning, and even become part of your SLOs. Additional research and work has been made possible through funding from the Raymond C. Henry Award, 2013.

Elizabeth Abbott

Found Art Poetry

Want to bring some literacy into your art lessons? This Common Core aligned lesson is a creative and fun way for students to create art out of found poetry. Discover how our students created a found poem using the black out poetry technique, recycled books, and their imaginations, to create a one-of-a-kind piece of art work.

Kristie Hirten and Barbara Hirten

Beyond The Classroom: Art Education And Community Engagement

This session will discuss how Pre-service art teachers at Buffalo State College take part in a variety of community projects and work with community partners to support and enhance the classroom curriculum in Art Education methods courses, and enrich their overall college experience in very positive ways.

Candace Masters

Art, Science, & Ourselves: The Aesthetic Realism Teaching Method Shows Their Thrilling Relationship!

What do prehistoric cave paintings and the structure of the human hand have in common? What can the beauty found in them teach us about ourselves? Come and learn new things about the relationship of art and science through this method.

Rosemary Plumstead and Donita Ellison

Seneca Babcock Through The Eyes, Hearts, And Art Of Children

Inspired by the artwork of Vik Muniz,

children in grades 4-8 used photography to investigate and capture the positive and negative aspects of their South Buffalo community. Come and see their stunning visual work and hear their powerful verbal responses!

Mary Wolf and Shannon Gauthier

edTPA (Teacher Performance Assessment) Panel Discussion

The requirement of edTPA is the most recent change in NYSED's education reform package for teacher preparation and will be implemented this academic year. Featuring the submission to Pearson of rigorous and detailed planning based on research; videotapes of live, in-class student-teaching performance; and analysis of class assessment outcomes; edTPA supposedly will ensure that institutions are graduating candidates who are ready to teach in the new educational environment. The impact on education programs and faculty, student teaching, and cooperating schools is far-reaching and very high stakes. Logistical and ethical concerns abound. The session will feature a panel discussion on edTPA requirements, followed by an audience Q & A session. The panel will be comprised of higher education professionals in art education from around New York State.

Facilitator: Dr. Michael Parks

Painting Without Brushes

Arbor Day inspired seasonal tree

**Have You Moved
or
Changed
Your E-mail Address?**

**Make Sure you Login
to your
NYSATA Profile
and
Update Your Contact
Information.**

Workshop Descriptions

paintings, all done without paintbrushes. Using cardboard, tag board, rubber bands, fingers, sponges, string, Q-tips, newspaper, and other creative items, create a four part seasonal tree painting. Types/styles of trees are explored as well as tree paintings by Van Gogh, Monet, Mondrian, and more. All materials provided.

Elizabeth Wunderlich

Unpacking the Common Core in the Art Room

Presenters will share work being done in the art room with the new Common Core Standards in Literacy (Reading and Writing). Examples of non-fiction writing tasks implemented at the Intermediate, Middle School, and High School will be shared. Participants will be given copies of Common Core in Literacy (Reading and Writing) and Lesson Plans and Graphic Organizers for organizing writing.

Kathleen Pfeifer, Brenna Gray, Matt Wilson

Ralli Textiles & Arabic Calligraphy Of Pakistan

Ralli Quilt Textiles and traditional Islamic Calligraphy are combined in a contemporary approach to these ancient art genres. Incorporate these historic art forms into your art curriculum to inspire your student's graphic designs. Utilize intense colors, fabrics, fabric paints, stamping, and embroidery in this hands-on workshop. Includes Lesson Plans & PowerPoint. *Nan Josephson, Ph.D*

Following The Red Balloon: Moving Image And Common Core

Motion pictures can be an integral part of Common Core learning, as students strengthen Common Core capacities through strategies that connect media arts literacy with English Language Arts. As participants learn how to observe and critique different technical and artistic choices in the moving image, they strengthen their reflective and analytical skills. The workshop will help educators and artists incorporate inquiry-based media arts practices in

their classrooms, and recognize the alignment of media literacy activities with the Common Core.

Nelle Stokes and Michelle Holmes

Easy Batik

Easy batik is a cold wax you can make in your own classroom. It's inexpensive and simple to use: no hot wax or messy dye baths! This medium can be adapted to any age level. Come try it out for yourself. *Catherine Jaworowski*

APPR - SLOs And The Local 20% - Student Assessment In The Art Room

Presenters will share work being done in the art room with the APPR teacher evaluation system, including the Local 20% and Student Learning Objectives. The session will also include information on an authentic portfolio system of evaluation that was developed using the NYSATA Portfolio Project as a model. Learn about our district-created rubrics and student art portfolios.

Kathleen Pfeifer, Brenna Gray, Matt Wilson

END YOUR CONFERENCE EXPERIENCE WITH A GALLERY TALK AND TOUR!

AN ARMORY SHOW
at Opalka Gallery, SAGE College
1 PM Sunday
FREE for conference attendees

Join The College of Saint Rose Professor of Art Education, Jennifer Childress at SAGE College's Opalka Gallery, for an in-depth tour and gallery talk of Michael Oatman and Kenneth Ragsdale's exhibit, "An Armory Show". View a packed installation of artworks and hear about the inception and installation of this spectacular exhibit. *Free Tickets and driving directions will be available at the registration area.*

Conference Registration Rates

Early Bird rates are effective until Nov. 1, 2013.

Member Registration:

Early Bird rate: \$145

After Nov. 1: \$175

Student/Retired/Unemployed Member Registration:

Early Bird \$110

After Nov. 1: \$140

Non-Member Registration:

Early Bird: \$215

After Nov. 1: \$245

Full Meal Package* (Save \$10): \$180 (includes all meals.)

Individual meal pricing:

Friday Lunch: \$25

Friday Dinner: \$50

Saturday Lunch \$25

Saturday Dinner Party \$50

Sunday Brunch \$40

* All meal prices include a 22% gratuity

YOU MUST REGISTER ONLINE- THERE IS NO PAPER REGISTRATION FORM



The President's Dinner Party

**Please Join the Leadership of NYSATA
Saturday, November 23rd
from 6:30 until Midnight**

**We Will Honor Our Awardees and Presenters
and Celebrate the Members and Student Art Exhibits**



This casual, fun-filled evening will feature:

- A Cash Bar
- Hors D' Oeuvres
- Plentiful Grazing Stations
- Plenty Of Seating For Everyone
- A Scrumptious Dessert Buffet!
- Music And Dancing
- To Top It Off... A Task Party (After The Awards Ceremony)!
Test Your Creative Abilities By Participating In This Spontaneous Art Event.

\$50 per person

Includes 22% gratuity

Included with Full meal package.

Single tickets may be purchased online

TASK Party

An interactive art-making event. Each region will sponsor a table where random, recycled, and ridiculous materials await your creativity! You will be asked to complete a "task" written by another NYSATA member using what is available in this open-ended process of exploration, imagination and good ol' fun!



Annual Members Exhibit



Top: Encaustic by Mitchell Visoky
Bottom: Photo by Michelle Agosto

Exhibit Guidelines:

- Entry fee: \$25.00. 10% of the proceeds go to the NYSATA scholarship fund. Cash awards will be given.
- Members may enter a maximum of two works per member.
- Lightweight frames and plexiglass only. **No glass please.**
- Maximum size for 2D work is 40 in. (H or W)
- Deliver work and register Friday, November 23rd. from 9:00 AM to 1:00 PM.
- There is limited 3D display space. Artists should provide their own pedestals if possible.
- Security will be provided. However, work is exhibited at the risk of the artist. NYSATA accepts no responsibility for the work displayed.

Annual Student Exhibit

Exhibit Guidelines:

- Participating teachers must be members of NYSATA. Work of non-members will be removed if displayed.
- Each participating teacher will have a 4' x 8' coroplast panel on which to hang artwork.
- Work should be appropriately mounted and labeled using the label provided as a pdf on the NYSATA website.
- 3-D pieces can be exhibited on sturdy, teacher supplied pedestals.
- Each teacher will be responsible for hanging their students' work.
- Please bring all supplies (pins, tape, mounting tabs, etc.).
- Identify your display with a 9" x 12" sign that includes district, school, and teacher.
- Consider sharing information about your display with descriptive material mounted on the panel along with the student work.
- Bring work to Student Exhibition area beginning Friday morning at 10 AM.
- Display must be completely installed by 10 AM Saturday.
- Teachers may download a Certificate of Participation from the NYSATA website to distribute to participating students.
- Display must be dismantled by 10 AM on Sunday.
- **You must pre-register for space by November 1st. Go to www.nysata.org.**



2012 Conference Student Exhibit

Deadline to register for this exhibit is November 1, 2013

Questions? Contact Pat Beary - Spectrum432@hotmail.com or
Paulette Lowe - Paulettellowe1@yahoo.com

Conference Special Events

NYSATA SILENT AUCTION

The Annual Silent Auction to benefit the NYSATA Student Scholarships needs your help! Plan now to bring something to donate to our auction... Consider any of the following items:



- Handmade jewelry
- Crafts
- Ceramics
- Gift baskets
- Gift certificates
- Tickets to an art museum or gallery
- Original artwork
- Art books
- Art supplies
- Wearable art
- Non-perishable food
- Wine
- Even chocolate!



Items may be dropped off anytime on Friday during the conference. Come to the auction table and bid on a treasure that you would like to take home. Bidding will close at 5:00PM on Saturday. Questions? Contact Dianne Knapp: dmjknapp@verizon.net, or Beth Atkinson: bethatkinson12@hotmail.com

6th Annual

Artisans Market

Saturday, November 23th, 3-5 PM
at the NYSATA Conference



This is a great opportunity to show and sell your art and crafts at the NYSATA Artisans Market. This pre-registered event takes place Saturday, November 23, 2013 from 3:00 - 5:00 PM. Reserve your table now; space is limited. Table space rental fee is \$25.00 per table. Proceeds from the registration fee go to the NYSATA Scholarship Fund. Artisans are responsible for set up, collecting all sales and taxes, and dismantling their tables. Contact Donnalyn Shuster with any questions: d_Shuster@yahoo.com.

Go to www.nysata.org to reserve your table now!